

# HAMMERFIX ANCHOR

Designation: **PLASTIC ANCHORS**


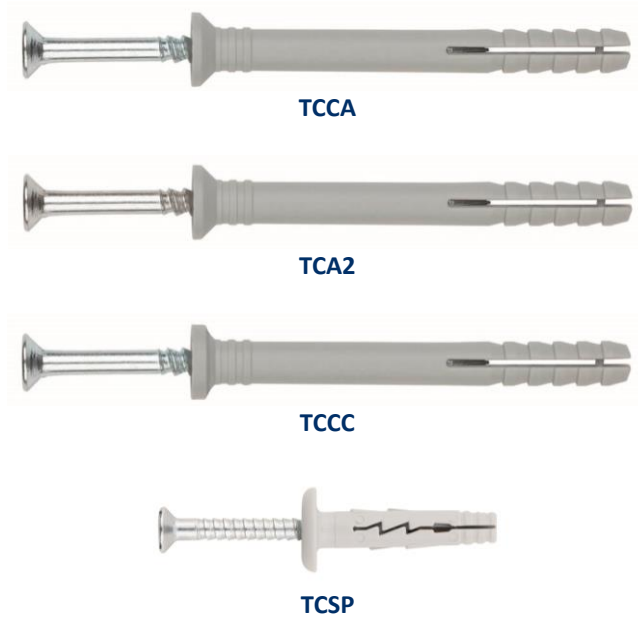
Codes: TCCA, TCCC, TCA2, TC2A, TC6A, TC6E, TCSP.

Reference: **FT TC-en**

Date: **21/01/20**

Revision: **10**

Page: **1 of 14**



## CHARACTERISTICS

Nylon manufactured in polyamide 6. TCCA, TCA2, TCCC and TCSP preassembled (Plug + Screw)

High variety of diameters and lengths: assembly flexibility.

Countersunk head (except TCCC): the anchor is even with the base material; additionally avoid that the nylon goes into the hole during the installation.

Flanged collar in TCCC: for use in materials where is not required a flat fixing, o where the base material cannot be countersunk (sheet metal, etc.).

Wide head collar TCSP: high expansion plug mainly used in drywall installations. Valid for lot of different materials.

Easy installation: thanks to its saw-tooth thread, just a hammer hit is enough to install it (TCCA, TCA2, TCCC and TCSP). Could also be threaded like a standard screw.

Removable fixing.

## APPLICATIONS EXAMPLES



Uses: Fixing of fences, banisters, stands, shelves, signs, sanitary ware, etc.

# HAMMERFIX ANCHOR

Designation: **PLASTIC ANCHORS**


























































Codes: TCCA, TCCC, TCA2, TC2A, TC6A, TC6E, TCSP.

Reference: **FT TC-en**

Date: **21/01/20**

Revision: **10**

Page: **2 of 14**

		BASE MATERIALS						
MATERIALS		TCCA	TCA2	TCCC	TCSP	TC2A	TC6A	TC6E
Concrete								
Reinforced concrete								
Stone								
Aerated concrete								
Solid brick								
Concrete block								
Hollow brick								
PERFORMANCE		High		Medium		Low		

# HAMMERFIX ANCHOR

Designation: **PLASTIC ANCHORS**

Codes: **TCCA, TCCC, TCA2, TC2A, TC6A, TC6E, TCSP.**

Reference: **FT TC-en**

Date: **21/01/20**

Revision: **10**

Page: **3 of 14**

## 1. RANGE

ITEM	CODE	PHOTO	MATERIAL	COATING	HEAD	RECESS	THREAD	ASSEMBLED
1	TCCA		Plug: Polyamide 6 Screw: Steel		Plug: Countersunk Srew: Countersunk	Pz	Sawtooth	Yes
2	TCA2		Plug: Polyamide 6 Screw: Stainless Steel A2		Plug: Countersunk Srew: Countersunk	Pz	Sawtooth	Yes
3	TCCC		Plug: Polyamide 6 Screw: Steel		Plug: Cylindrical Head Screw: Countersunk	Pz	Sawtooth	Yes
4	TCSP		Plug: Polyamide 6 Screw: Steel		Plug: Wide Head Screw: Countersunk	Pz	Sawtooth	Yes
5	TC2A		Plug: Polyamide 6 Screw: Steel		Plug: Countersunk Srew: Countersunk	Pz	Wood	No
6	TC6A		Plug: Polyamide 6 Screw: Steel		Plug: Countersunk Srew: Countersunk	Tx	Wood	No
7	TC6E		Plug: Polyamide 6 Screw: Steel		Plug: Countersunk Srew: Hexagonal	--	Wood	No

# HAMMERFIX ANCHOR

Designation: **PLASTIC ANCHORS**

Codes: TCCA, TCCC, TCA2, TC2A, TC6A, TC6E, TCSP.

Reference: **FT TC-en**

Date: **21/01/20**

Revision: **10**

Page: **4 of 14**

## 2. INSTALLATION DATA

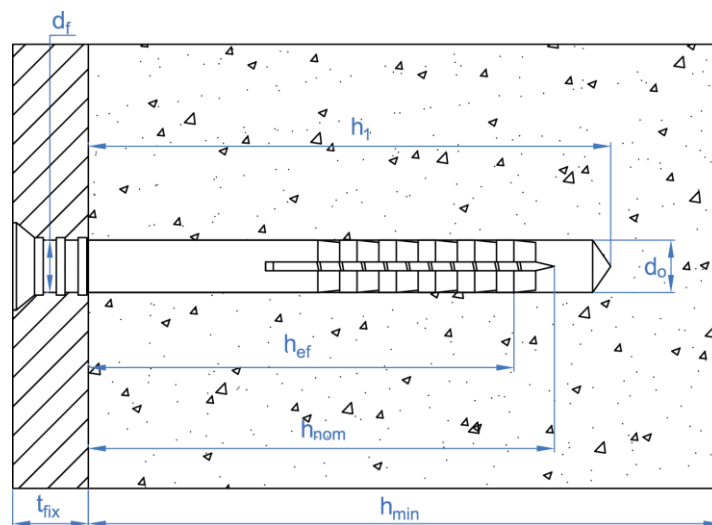
### 2.1 TCCA

Hammering anchor, countersunk head



Installation data

CODE	∅ Drill	Anchor length	Hole depth	Maximum fixture thickness	Pz recess	Screw
TCCA05025	5	25	30	5	2	3,4 x 27
TCCA05030		30		5		3,4 x 33
TCCA05035		35		10		3,4 x 37
TCCA05050		50		25		3,4 x 52
TCCA06035	6	35	35	10	2	3,8 x 37
TCCA06040		40		10		3,8 x 42
TCCA06050		50		20		3,8 x 52
TCCA06060		60		30		3,8 x 62
TCCA06070		70		40		3,8 x 72
TCCA06080		80		50		3,8 x 82
TCCA08060	8	60	45	20	3	4,7 x 62
TCCA08080		80		40		4,7 x 82
TCCA08100		100		60		4,7 x 102
TCCA08120		120		80		4,7 x 122



# HAMMERFIX ANCHOR

Designation: **PLASTIC ANCHORS**

Codes: TCCA, TCCC, TCA2, TC2A, TC6A, TC6E, TCSP.

Reference: **FT TC-en**

Date: **21/01/20**

Revision: **10**

Page: **5 of 14**

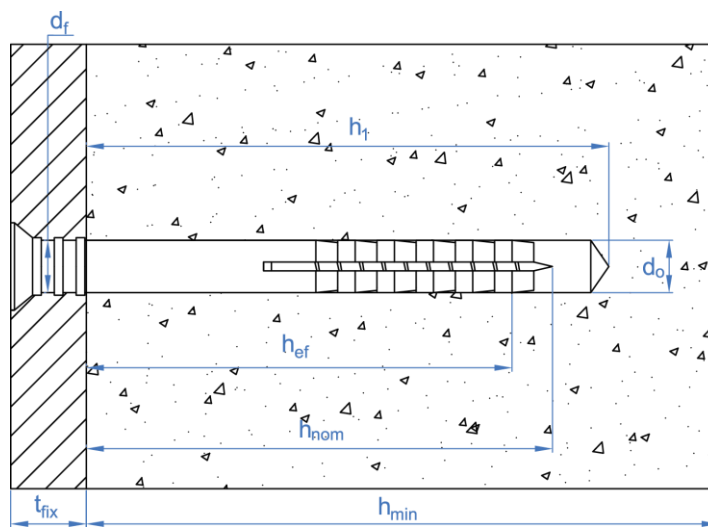
## 2.2 TCA2

Hammering anchor, countersunk head, stainless steel



### Installation data

CODE	Ø Drill	Anchor length	Hole depth	Maximum fixture thickness	Pz recess	Screw
TCA205030	5	30	30	5	2	3,5 x 35
TCA206040	6	40	35	10	2	3,8 x 45
TCA206060		60		30		3,8 x 65
TCA208060		60		20		4,8 x 65
TCA208080	8	80	45	40	2	4,8 x 85
TCA208100		100		60		4,8 x 105



# HAMMERFIX ANCHOR

Designation: **PLASTIC ANCHORS**

Codes: TCCA, TCCC, TCA2, TC2A, TC6A, TC6E, TCSP.

Reference: **FT TC-en**

Date: **21/01/20**

Revision: **10**

Page: **6 of 14**

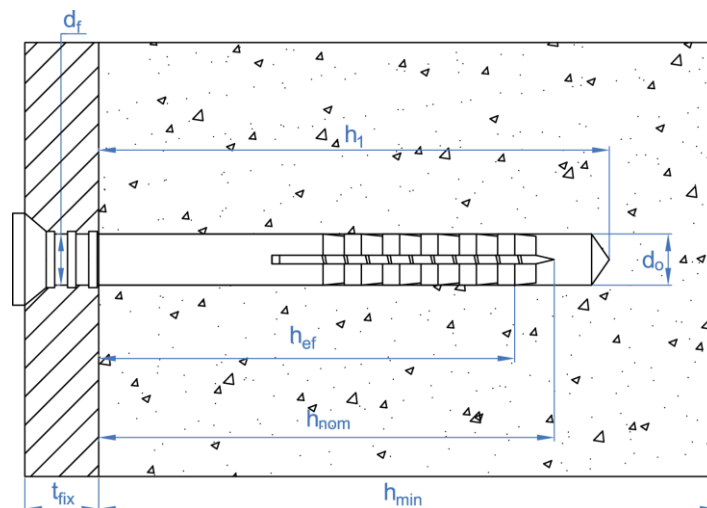
## 2.3 TCCC

### Hammering anchor, flanged collar



#### Installation data

CODE	Ø Drill	Anchor length	Ø Plug head	Hole depth	Maximum fixture thickness	Pz recess	Screw
TCCC05025	5	25	9	30	5	2	3,4 x 27
TCCC05030		30			5		3,4 x 33
TCCC05035		35			10		3,4 x 37
TCCC05050		50			20		3,4 x 52
TCCC06035	6	35	10	35	10	2	3,8 x 37
TCCC06040		40			15		3,8 x 42
TCCC06050		50			25		3,8 x 52
TCCC06060		60			35		3,8 x 62
TCCC06070		70			45		3,8 x 72
TCCC08060	8	60	11,5	45	20	3	4,7 x 62
TCCC08080		80			40		4,7 x 82
TCCC08100		100			60		4,7 x 102
TCCC08120		120			80		4,7 x 122
TCCC08140		135			100		4,7 x 137



# HAMMERFIX ANCHOR

Designation: **PLASTIC ANCHORS**

Codes: TCCA, TCCC, TCA2, TC2A, TC6A, TC6E, TCSP.

Reference: **FT TC-en**

Date: **21/01/20**

Revision: **10**

Page: **7 of 14**

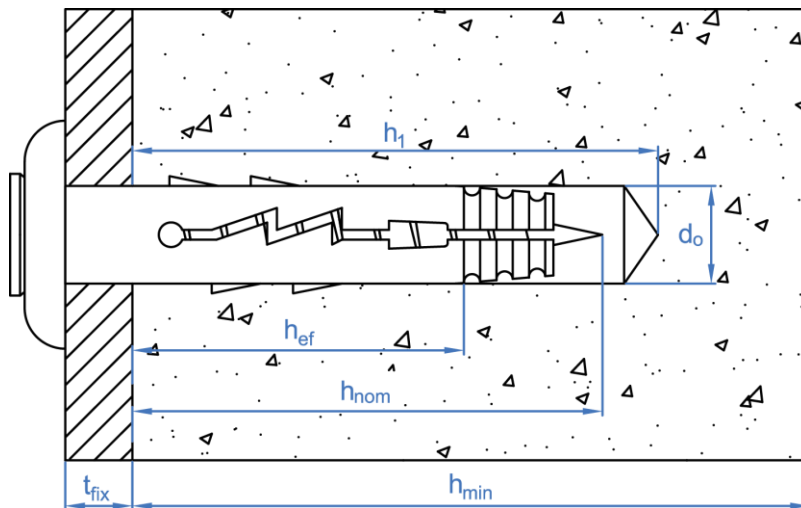
## 2.4 TCSP

High expansion wide head hammering anchor



### Datos de Instalación

CODIGO	Ø Drill	Anchor length	Ø Plug head	Hole depth	Maximum fixture thickness	Pz recess	Screw
TCSP05027	5	27	9	25	5	2	3,4 x 30
TCSP06032	6	32		30	5		3,8 x 35
TCSP06040	6	40		30	10		3,8 x 43



# HAMMERFIX ANCHOR

Designation: **PLASTIC ANCHORS**

Codes: TCCA, TCCC, TCA2, TC2A, TC6A, TC6E, TCSP.

Reference: **FT TC-en**

Date: **21/01/20**

Revision: **10**

Page: **8 of 14**

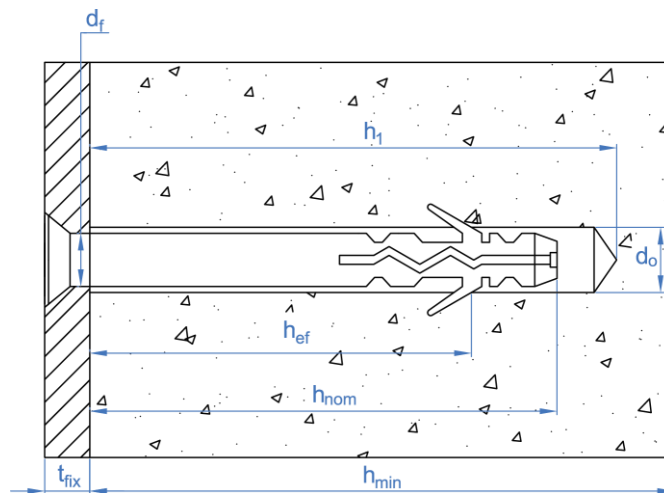
## 2.5 TC2A

Two wings nylon frame fixing



### Installation Data

CODE	Ø Drill	Anchor length	Hole depth	Maximum fixture thickness	Pz recess	Screw
TC2A06060	6	60	35	30	2	4,20 x 65
TC2A08060	8	60	45	20	3	5,5 x 65
TC2A08080		80		40		5,5 x 85
TC2A08100		100		60		5,5 x 105
TC2A08120		120		80		5,5 x 125
TC2A10065		10		65		50
TC2A10080	80		35	7 x 85		
TC2A10100	100		55	7 x 105		
TC2A10115	115		70	7 x 120		
TC2A10135	135		90	7 x 140		
TC2A10160	160		115	7 x 160		





# HAMMERFIX ANCHOR

Designation: **PLASTIC ANCHORS**

Codes: TCCA, TCCC, TCA2, TC2A, TC6A, TC6E, TCSP.

Reference: **FT TC-en**

Date: **21/01/20**

Revision: **10**

Page: **9 of 14**

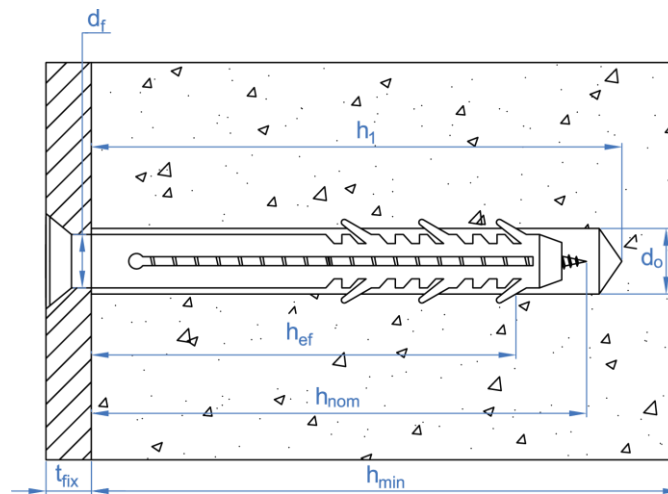
## 2.6 TC6A

Two wings nylon frame fixing countersunk head



### Installation data

CODE	Ø Drill	Anchor length	Effective depth	Maximum fixture thickness	Tx recess	Screw
TC6A08080	8	80	70	10	30	6 x 86
TC6A08100		100		30		6 x 106
TC6A08120		120		50		6 x 126
TC6A10100	10	100	70	30	40	7 x 106
TC6A10120		115		45		7 x 126
TC6A10140		135		65		7 x 146
TC6A10160		160		90		7 x 166
TC6A10200		200		130		7 x 206



# HAMMERFIX ANCHOR

Designation: **PLASTIC ANCHORS**

Codes: TCCA, TCCC, TCA2, TC2A, TC6A, TC6E, TCSP.

Reference: **FT TC-en**


Date: **21/01/20**

Revision: **10**

Page: **10 of 14**

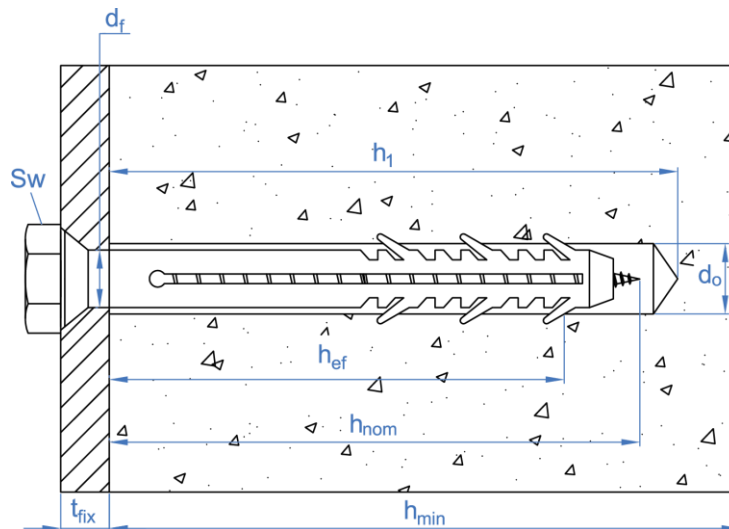
## 2.7 TC6E

Two wings nylon frame fixing hexagonal head



Installation data

CODE	Ø Drill	Anchor length	Effective depth	Maximum fixture thickness	Tx / Hex recess	Screw
TC6E08080	8	80	70	10	T30 / SW10	6 x 86
TC6E08100		100		30		6 x 106
TC6E08120		120		50		6 x 126
TC6E10100	10	100	70	30	T40 / SW13	7 x 106
TC6E10120		115		45		7 x 126
TC6E10140		135		65		7 x 146
TC6E10160		160		90		7 x 166
TC6E10200		200		130		7 x 206



# HAMMERFIX ANCHOR

Designation: **PLASTIC ANCHORS**

Codes: **TCCA, TCCC, TCA2, TC2A, TC6A, TC6E, TCSP.**

Reference: **FT TC-en**

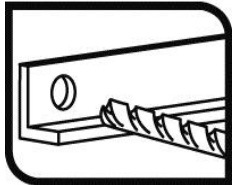
Date: **21/01/20**

Revision: **10**

Page: **11 of 14**

### 3. INSTALLATION PROCEDURE

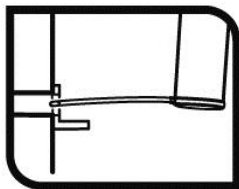
#### TCCA / TCA2 / TCCC



#### 1. DRILL

Check concrete is well compacted and porosity insignificant.

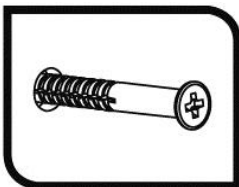
Drilling must be performed at the specified minimum depth and diameter in the previous table.



#### 2. BLOW AND CLEAN

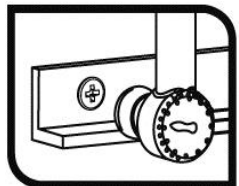
Clean hole of dust and debris.

Use blow-pump and cleaning brushes.



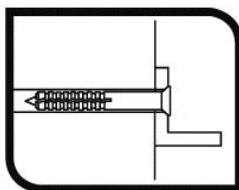
#### 3. INSTALL

Insert hammering anchor through fixture and hammer in until it is completely inserted. In those applications where it is not possible to use the hammer, use a screwdriver.



#### 4. APPLY TORQUE

Screw the bolt without applying an excessive tightening torque that may cause the plug to become over threaded. This is important when it comes to hollow materials, because due to the expansion of the block requires a greater number of turns of the screws.



# HAMMERFIX ANCHOR

Designation: **PLASTIC ANCHORS**

Codes: **TCCA, TCCC, TCA2, TC2A, TC6A, TC6E, TCSP.**

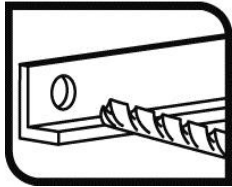
Reference: **FT TC-en**

Date: **21/01/20**

Revision: **10**

Page: **12 of 14**

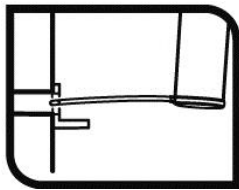
## TC2A / TC6A / TC6E



### 1. DRILL

Check concrete is well compacted and porosity insignificant.

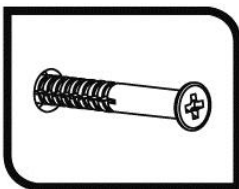
Drilling must be performed at the specified minimum depth and diameter in the previous.



### 2. BLOW AND CLEAN

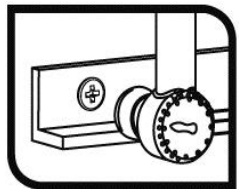
Clean hole of dust and debris.

Use blow-pump and cleaning brushes.



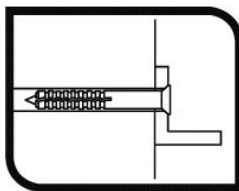
### 3. INSTALL

Insert hammering anchor through fixture and hammer in until it is completely inserted. In those applications where it is not possible to use the hammer, use a screwdriver.



### 4. APPLY TORQUE

Use a screwdriver or nut key (according to head) to insert the screw, expanding the nylon plug.



# HAMMERFIX ANCHOR

Designation: **PLASTIC ANCHORS**

Codes: **TCCA, TCCC, TCA2, TC2A, TC6A, TC6E, TCSP.**

Reference: **FT TC-en**








Date: **21/01/20**

Revision: **10**

Page: **13 of 14**

## 4. RESISTANCES

The design resistances in C20/25 concrete for an isolated anchor (without spacing and edge distance effects) once the partial safety factor is applied are specified in the table:

DESIGN RESISTANCE					
CODE	PHOTO	TENSION			SHEAR
		CONCRETE	CONCRETE	HOLLOW BRICK	CONCRETE
		[kN]	[kN]	[kN]	[kN]
TCCA05XXX		0,18	0,04	NOT VALID	0,27
TCCA06XXX		0,25	0,06		0,36
TCCA08XXX		0,40	0,10		0,42
TCA205XXX		0,18	0,04	NOT VALID	0,27
TCA206XXX		0,25	0,06		0,36
TCA208XXX		0,40	0,10		0,42
TCCC05XXX		0,18	0,04	NOT VALID	0,27
TCCC06XXX		0,25	0,06		0,36
TCCC08XXX		0,40	0,10		0,42
TCSP05XXX		0,24	0,06	NOT VALID	0,27
TCSP06XXX		0,36	0,09		0,36
TC2A06XXX		0,47	0,14	NOT VALID	0,38
TC2A08XXX		0,55	0,26		0,50
TC2A10XXX		0,62	0,30		0,76
TC6A08XXX		0,88	0,51	0,25	0,50
TC6A10XXX		1,50	0,72	0,36	0,76
TC6E08XXX		0,88	0,51	0,25	0,50
TC6E10XXX		1,50	0,72	0,36	0,76

# HAMMERFIX ANCHOR

Designation: **PLASTIC ANCHORS**

Codes: **TCCA, TCCC, TCA2, TC2A, TC6A, TC6E, TCSP.**








Reference: **FT TC-en**

Date: **21/01/20**

Revision: **10**

Page: **14 of 14**

## MAXIMUN RECOMMENDED LOAD

CODE	PHOTO	TENSION			SHEAR
		CONCRETE	CONCRETE	HOLLOW BRICK	CONCRETE
		[kg]	[kg]	[kg]	[kg]
TCCA05XXX		13	3	NOT VALID	20
TCCA06XXX		18	4		26
TCCA08XXX		29	7		30
TCA205XXX		13	4	NOT VALID	20
TCA206XXX		18	5		26
TCA208XXX		29	7		30
TCCC05XXX		13	4	NOT VALID	20
TCCC06XXX		18	5		26
TCCC08XXX		29	7		30
TCSP05XXX		17	5	NOT VALID	20
TCSP06XXX		26	7		26
TC2A06XXX		34	10	NOT VALID	28
TC2A08XXX		40	19		37
TC2A10XXX		45	22		55
TC6A08XXX		64	37	18	37
TC6A10XXX		109	53	26	55
TC6E08XXX		64	37	18	37
TC6E10XXX		109	53	26	55